

HPSM Medi-Cal Primary Care Benchmark Pay for Performance Program Overview

Webinar

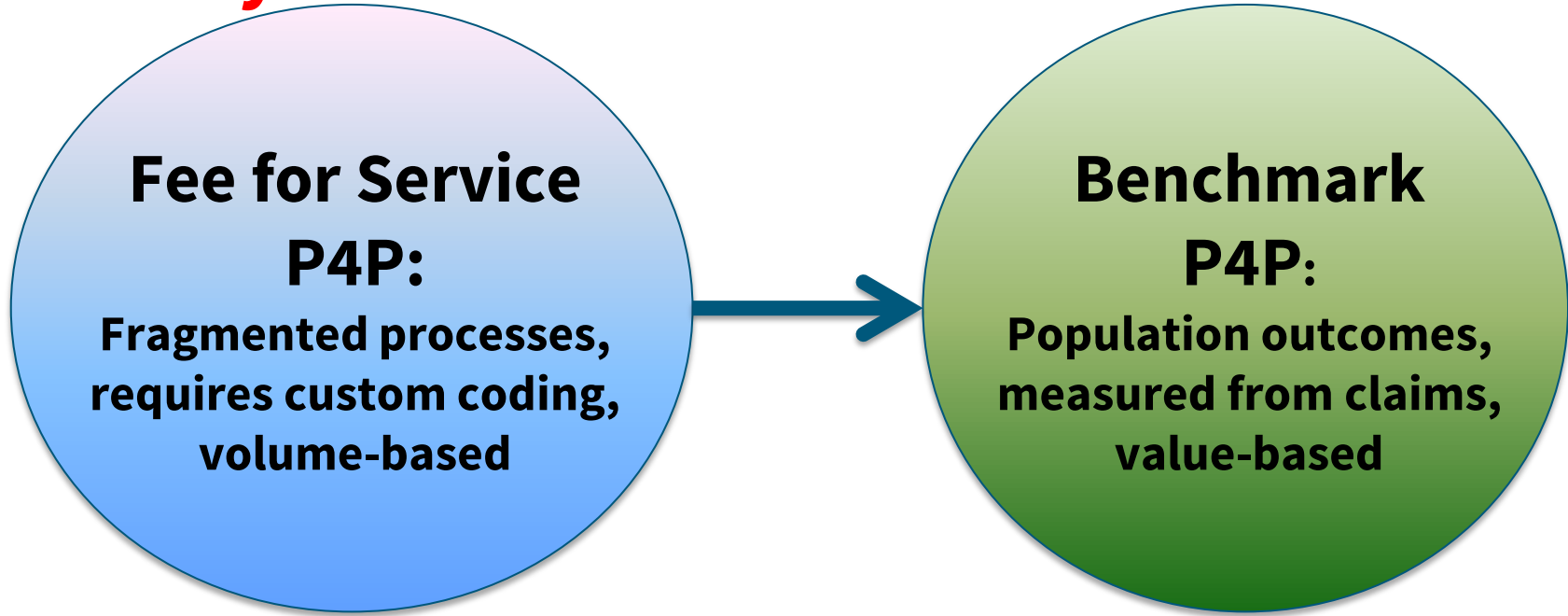
April 25, 2018

Today's Objectives:

1. Current State to Future State
2. Benchmark P4P Program Highlights
3. Deep Dive on Program Measures and Reporting
 - Benchmark P4P Measure Set (2018)
 - Reports Overview
 - Benchmark P4P Quality Thresholds
 - Sample Benchmark P4P Measure Definitions
4. Payment Methodology
5. Next Steps

Current State to Future State

“The Why”



Current State

Future State

Today's Objectives:

1. Current State to Future State
2. **Benchmark P4P Program Highlights**
3. Deep Dive on Program Measures and Reporting
 - Benchmark P4P Measure Set (2018)
 - Reports Overview
 - Benchmark P4P Quality Thresholds
 - Sample Benchmark P4P Measure Definitions
4. Payment Methodology
5. Next Steps

Benchmark P4P Program Highlights



- 2018 = Implementation/Baseline year
 - Absolute quality benchmarks only to measure performance in the baseline year
- 7 quality measures per clinic
 - 3 assigned by HPSM
 - Depends on clinic patient population age range – pediatrics vs. adult
 - 4 chosen by the clinic
 - From 2018 Benchmark P4P measure set

Benchmark P4P Program Highlights



- Full credit benchmark:
 - If HEDIS: 75th percentile
 - If HPSM: See guidelines/outline
- Partial credit benchmark:
 - If HEDIS: 50th percentile
 - If HPSM: See guidelines/outline

*Since this is the baseline year there is no improvement target but that will be added in future program years

Benchmark P4P Program Highlights

- No alternative procedure codes!
 - *As long as we are receiving complete encounter and lab data*




Labs we receive data from:

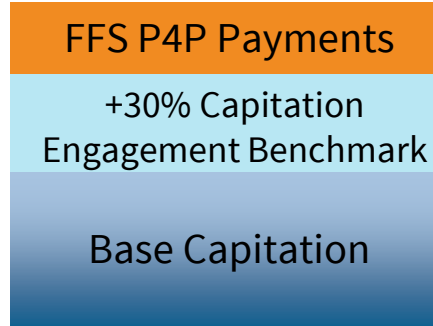
1. Seton
2. San Mateo Medical Center
3. LabCorp
4. Quest

Who is eligible to participate?

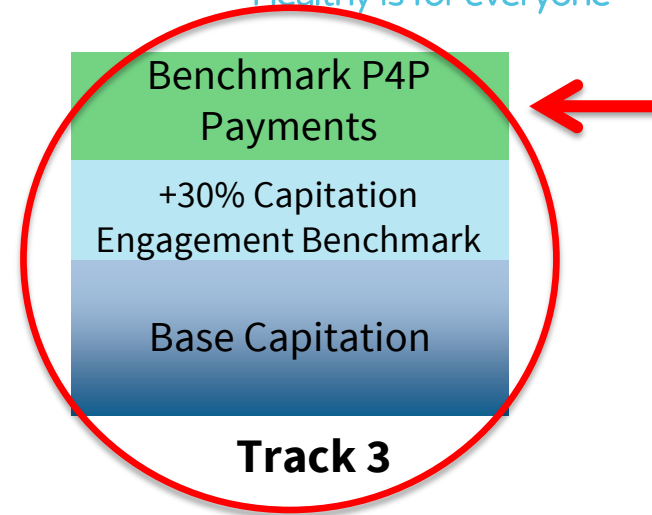
Phase 1: July 1, 2018 – December 31, 2019



Track 1



Track 2



Track 3

Key Differences from Current Payment Model:

Track 1

- FFS P4P New/Updated Measures

Track 2

- FFS P4P New/Updated Measures
- Engagement Benchmark
- Base Capitation Rates Updated

Track 3

- Benchmark P4P Program – brand new!
- Engagement Benchmark
- Base Capitation Rates Updated

Today's Objectives:

1. Current State to Future State
2. Benchmark P4P Program Highlights
3. **Deep Dive on Program Measures and Reporting**
 - **Benchmark P4P Measure Set (2018)**
 - Reports Overview
 - Benchmark P4P Quality Thresholds
 - Sample Benchmark P4P Measure Definitions
4. Payment Methodology
5. Next Steps

Benchmark P4P Measure Set (CY 2018)

- Adolescent immunization status – Combo 2
- Adult BMI assessment
- Asthma medication ratio*
- Cervical cancer screening*
- Child immunization status – Combo 3
- Comprehensive Diabetes Care
- Depression screening and follow-up (ages 12+)*
- Diabetes HbA1c control*
- Diabetes retinal eye exam
- Diabetes medical attention for nephropathy
- Diabetes blood pressure control
- Encounter threshold*
- Initial health assessments
- Mammogram for breast cancer screening
- Substance misuse screening (ages 12+)
- Weight assessment and counseling for children
- Well-child visit (ages 3-6)



*HPSM targeted metric – might be assigned to your clinic based on patient population age range

Sample Adult Clinic Benchmark P4P Measure Set – PY 2018 (7 Measures)

- Encounter threshold*
- Adult BMI assessment
- Initial health assessments
- Diabetes HbA1c Control*
- Diabetes retinal eye exam
- Cervical cancer screening*
- Mammogram for breast cancer screening



Today's Objectives:

1. Current State to Future State
2. Benchmark P4P Program Highlights
3. **Deep Dive on Program Measures and Reporting**
 - Benchmark P4P Measure Set (2018)
 - **Reports Overview**
 - Benchmark P4P Quality Thresholds
 - Sample Benchmark P4P Measure Definitions
4. Payment Methodology
5. Next Steps

Performance Measure	Denominator	Numerator	Current Progress	Full Credit Benchmark	Partial Credit Benchmark	Full Credit Quality Score	Partial Credit Quality Score	Current Quality Score
Adult BMI Assessment	225	117	52.00%	90.48%	86.23%	2	1	0
Cervical Cancer Screening	52	20	38.46%	65.81%	58.44%	2	1	0
Diabetes Retinal Eye Exam	71	35	49.30%	63.49%	55.17%	2	1	0
Diabetes HbA1c Control (<8.0%)	71	42	59.15%	53.65%	48.89%	2	1	2
Encounter Threshold	675	1025	1.52	2/member month/year	1.5/member month/year	3	2	2
Initial Health Assessments	36	27	75.00%	75%	60%	2	1	2
Mammogram for breast cancer screening	24	13	54.17%	65.51%	59.02%	2	1	0
Average Member Months (3/12 months)								675
Composite Quality Score (Average)				65.51%	59.02%	2	1	0.86
Total Possible								2.125



Benchmark P4P Reports

1. **Member Detail (monthly)**
2. **Benchmark Progress Reports (monthly)**
3. Year-end Benchmark Summary Report (yearly)
4. Annual Payment Report (yearly)

All reports will be loaded to the HPSM eReports site:
<https://reports.hpsm.org/skins/Hillary/Default.aspx>

Today's Objectives:

1. Current State to Future State
2. Benchmark P4P Program Highlights
3. **Deep Dive on Program Measures and Reporting**
 - Benchmark P4P Measure Set (2018)
 - Reports Overview
 - **Benchmark P4P Quality Thresholds**
 - Sample Benchmark P4P Measure Definitions
4. Payment Methodology
5. Next Steps

Performance Measure	Measure Source	Full Credit Benchmark	Partial Credit Benchmark	Full Credit Quality Score	Partial Credit Quality Score
Panel Engagement	HPSM	60%	50%	30% cap	15% cap
Adult BMI Assessment	NCQA/HEDIS	90.48%	86.23%	2	1
Asthma Medication Ratio	NCQA/HEDIS	67.45%	62.19%	2	1
Cervical Cancer Screening	NCQA/HEDIS	65.81%	58.44%	2	1
Depression Screening and Follow-up (12 y/o +)	NCQA/HEDIS	75%	60%	2	1
Encounter Threshold	HPSM	2/member month/year	1.5/member month/year	3	2

Performance Measure	Measure Source	Full Credit Benchmark	Partial Credit Benchmark	Full Credit Quality Score	Partial Credit Quality Score
Comprehensive Diabetes Care (at least one reported for all 4 above)	HPSM	50%	40%	3	1
Diabetes Blood Pressure Control	NCQA/HEDIS	68.52%	60.61%	2	1
Diabetes Retinal Eye Exam	NCQA/HEDIS	63.49%	55.17%	2	1
Diabetes HbA1c Control (<8.0%)	NCQA/HEDIS	53.65%	48.89%	2	1
Diabetes Medical Attention for Nephropathy (including screening)	NCQA/HEDIS	91.71%	90.27%	2	1

Performance Measure	Measure Source	Full Credit Benchmark	Partial Credit Benchmark	Full Credit Quality Score	Partial Credit Quality Score
Immunization for Adolescents - Combo 2*	NCQA/HEDIS	24.62%	19.79%	2	1
Immunizations for Children - Combo 3	NCQA/HEDIS	75.91%	71.58%	2	1
Initial Health Assessments	DHCS	75%	60%	2	1
Mammogram for breast cancer screening	NCQA/HEDIS	65.51%	59.02%	2	1
Substance Misuse (SBIRT)	HPSM	75%	60%	2	1
Weight Assessment and Counseling for Children/Adolescents	NCQA/HEDIS	80.54%	72.22%	2	1
Well Child Visit (3-6 y/o)	NCQA/HEDIS	78.51%	72.45%	2	1

Today's Objectives:

1. Current State to Future State
2. Benchmark P4P Program Highlights
3. **Deep Dive on Program Measures and Reporting**
 - Benchmark P4P Measure Set (2018)
 - Reports Overview
 - Benchmark P4P Quality Thresholds
 - **Sample Benchmark P4P Measure Definitions**
4. Payment Methodology
5. Next Steps

Sample Benchmark Measure Definition:



Depression screening and follow-up

Patient Eligibility: Patients 12 years old and up

Full Credit: 75%

Partial Credit: 60%

Measure Definition: The percentage of patients 12 year of age and older who had an annual depression screening using a standard depression screening tool (including HPSM Behavioral Health Screening tool available at: www.hpsm.org/providers/medi-cal-p4p.aspx, which includes PHQ-2 standard screening questions)

- Screening must be documented in patient's medical record
- If screening is positive, follow-up plan must be documented

Sample Benchmark Measure Definition:



Comprehensive Diabetes Care

Patient Eligibility: Patients 18 years old and up with a diagnosis of diabetes

Full Credit: 50%

Partial Credit: 40%

Measure Definition: Percent of assigned diabetic patients who had at least one HbA1c test and result submitted to HPSM, an eye exam, blood pressure reading, and medical attention for nephropathy or screening in the current program (calendar) year.

*See diabetes measure definitions for full list of requirements and procedure codes.

Sample Benchmark Measure Definition:



Asthma Medication Ratio

Patient Eligibility: Patients 5–64 years of age who were identified as having persistent asthma

Full Credit Benchmark: 67.45%

Partial Credit Benchmark: 62.19%

Measure Definition: The percentage of members 5–64 years of age who were identified as having persistent asthma and had a ratio of controller medications to total asthma medications of 0.50 or greater during the calendar year.

Today's Objectives:

1. Current State to Future State
2. Benchmark P4P Program Highlights
3. Deep Dive on Program Measures and Reporting
 - Benchmark P4P Measure Set (2018)
 - Reports Overview
 - Benchmark P4P Quality Thresholds
 - Sample Benchmark P4P Measure Definitions
4. **Payment Methodology**
5. Next Steps

We want your input!

Two payment options for Benchmark P4P



Annual Payment Option:

- Annual lump sum bonus payment in April following the program (calendar) year
 - i.e. first payment in April 2019 for 2018 performance
- Additional bonus for reaching all full-credit benchmarks

Monthly Payment Option:

- Portion of potential total paid monthly through capitation
- Year-end reconciliation based on annual performance
 - Remaining amount paid out or
 - Potentially give some back
- Additional bonus for reaching all full-credit benchmarks at year-end reconciliation

Benchmark P4P Payment Methodology:



Payment Equation:

Member Points: Average Member Months*Composite Quality Score

Total Payment: Member Points*\$PMPM

***Additional bonus at year-end if all full-credit quality benchmarks have been met**

Next Steps:

- Contract amendments – choose Track 1, 2, or 3
 - Deadline: June 15th, 2018
- More info on payment structure
- Detailed program guidelines
- Progress reports in eReports

Thank You!

Contact Information:

Kati Phillips, Provider Services Program Manager
kati.phillips@hpsm.org

Colleen Murphey, Director of Provider Services
colleen.murphey@hpsm.org